T8 Double
Parabolic Luminaires



Technical Drawing

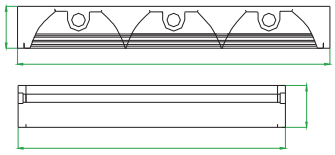

Light Distribution Curve

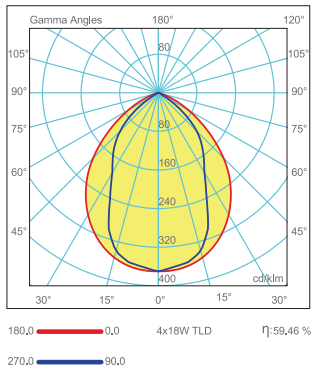

Fields of Application

Standards of Application

CE | 230V 50-60Hz | F | IP 20 | EN 60598

Mechanical Specifications

+ 0,50 mm thick metal frame with electrostatic powder coating. Stainless steel latches positioned to prevent falling of the framework. Ceiling tile compatible model including 4 extra brackets and screws for drywall ceiling installations

Optical Specifications

+ "anodized aluminium reflector" maintaining its optical properties, non-yellowing and non- discolouring through-out lifetime of the luminaire. Anti-glare, highly reflective lamellae.

Technical & Electrical Specifications

- Luminaires for fluorescent & **LED** lamps T26 (T8)
- Connection for operation on 220V-50/60Hz with conventional ballast and power factor correction capacitor.
- Connection for operation on 220V-50/60Hz with electronic ballast (lamps T26, T16, TC-SEL, TC-L).
- Connection for operation with magnetic ballast or electronic ballast dimmable (lamps T26, T16, TC-SEL, TC-L).

Options

- Connection for emergency lighting system.
- Mirro or Matt Reflector

Practical Lighting Design Chart

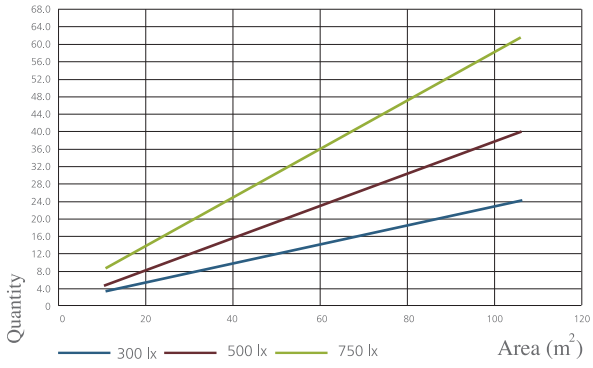

Product Details

Order Code (Fluorescent)	Order Code (LED Tube)	Power (W)	Lamp Type	Power Factor	Dimensions (mm) a b c	Base	Pcs/Pack	Ballast Type Options	
CST 010835	CST 010183	2x18/12	TL-D	>0.95	610x300x80	G13	2	Magnetic	Electronic
CST 010836	CST 010184	3x18/12	TL-D	>0.95	610x600x80	G13	2	Magnetic	Electronic
CST 010837	CST 010185	4x18/12	TL-D	>0.95	610x600x80	G13	2	Magnetic	Electronic
CST 010838	CST 010186	2x36/24	TL-D	>0.95	1220x300x80	G13	2	Magnetic	Electronic
CST 010839	CST 010187	3x36/24	TL-D	>0.95	1220x600x80	G13	2	Magnetic	Electronic
CST 010840	CST 010188	4x36/24	TL-D	>0.95	1220x600x80	G13	2	Magnetic	Electronic